



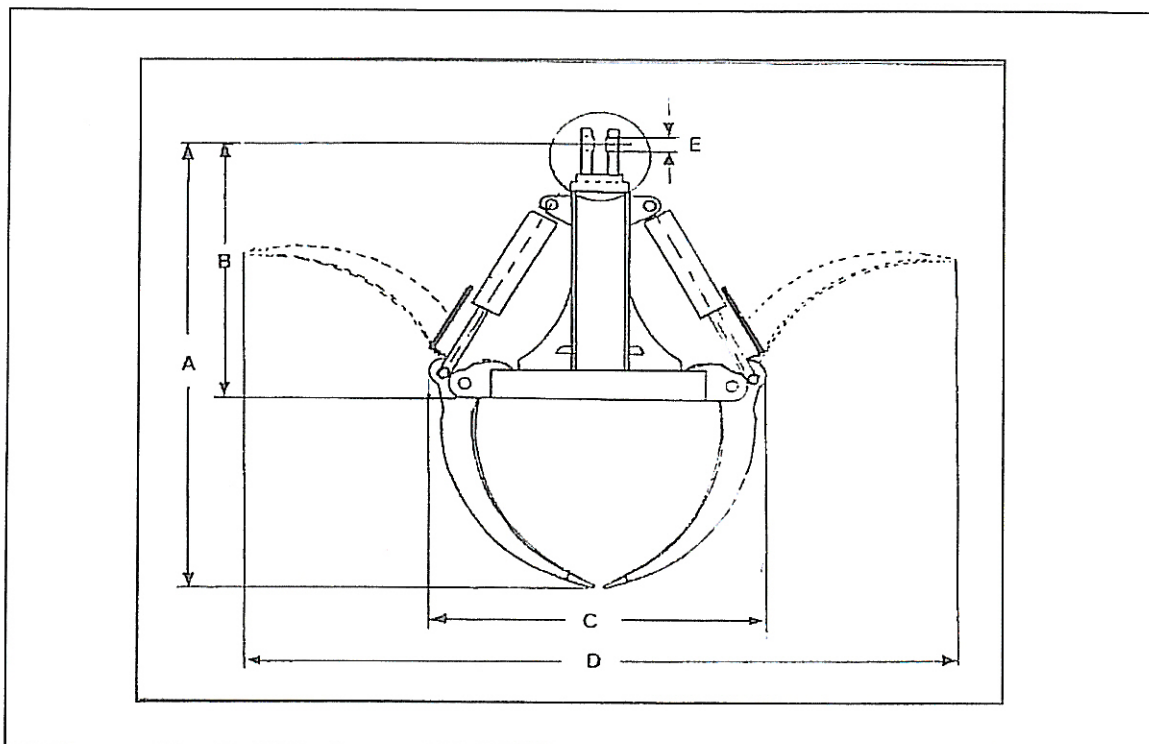


ATLAS HIDRAULICA


PULPO HIDRÁULICO MOD. PHE 1-1200-24-600 CON ELECTROIMÁN



Avda. Antoni Gaudí, 71-109, Nave 1, 08191 RUBÍ (BARCELONA)
902 20 20 92
Ctra. C-17, Km 50, 08550 TONA (BARCELONA)




SE PUEDE ADAPTAR:



ROTATOR CONTINUO (GIRO CONTROLADO)






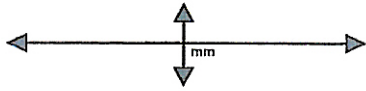


GIRO MECÁNICO DE TOPE



GIRO MECÁNICO DE TOPE (CON ACOPLE)

CARACTERÍSTICAS • TECHNISCHE DATEN • SCRAP HANDLER • CARACTERISTIQUES

 Lt.	 BAR	 N°	 Kg	 Kg							
					Ø A	Ø B	C	D	Ø E	Ø F	G
250	250	4	420	1.050	1.270	770	1.070	1.950	30		

Avda. Antoni Gaudí, 71-109, Nave 1, 08191 RUBÍ (BARCELONA)
902 20 20 92
Ctra. C-17, Km 50, 08550 TONA (BARCELONA)